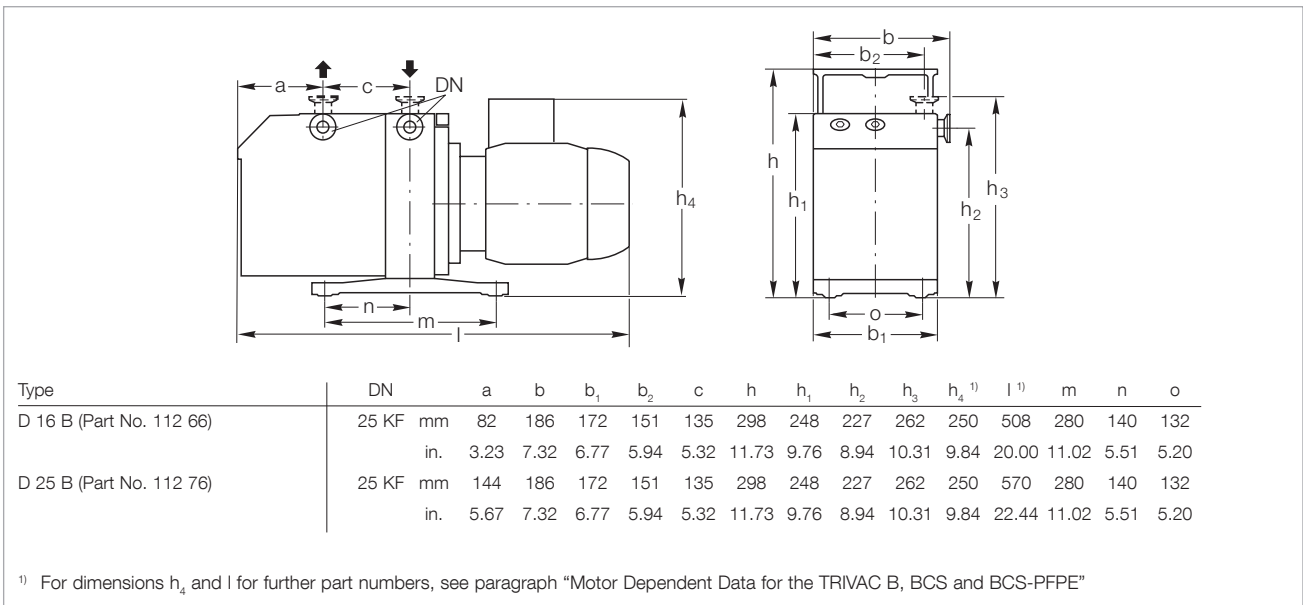


TRIVAC D 16 B and D 25 B



TRIVAC D 16 B (left) and TRIVAC D 25 B (right)



Dimensional drawing for the TRIVAC D 16 and D 25 B

Technical Data

TRIVAC D 16 B

TRIVAC D 25 B

two-stage

two-stage

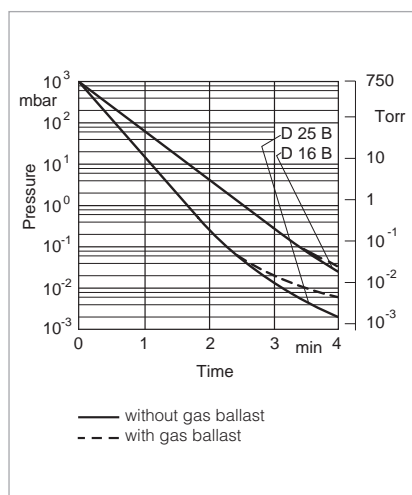
		50 Hz	60 Hz	50 Hz	60 Hz
Nominal pumping speed ¹⁾	m ³ /h (cfm)	18.9 (11.1)	22.7 (13.4)	29.5 (17.4)	35.4 (20.9)
Pumping speed ¹⁾	m ³ /h (cfm)	16.5 (9.7)	19.8 (11.7)	25.7 (15.1)	30.8 (18.2)
Ultimate partial pressure without gas ballast ¹⁾	mbar (Torr)	10 ⁻⁴ (0.75 x 10 ⁻⁴)	10 ⁻⁴ (0.75 x 10 ⁻⁴)	10 ⁻⁴ (0.75 x 10 ⁻⁴)	10 ⁻⁴ (0.75 x 10 ⁻⁴)
Ultimate total pressure without gas ballast ¹⁾	mbar (Torr)	< 2 x 10 ⁻³ (< 1.5 x 10 ⁻³)	< 2 x 10 ⁻³ (< 1.5 x 10 ⁻³)	< 2 x 10 ⁻³ (< 1.5 x 10 ⁻³)	< 2 x 10 ⁻³ (< 1.5 x 10 ⁻³)
Ultimate total pressure with gas ballast ¹⁾	mbar (Torr)	< 5 x 10 ⁻³ (< 3.8 x 10 ⁻³)	< 5 x 10 ⁻³ (< 3.8 x 10 ⁻³)	< 5 x 10 ⁻³ (< 3.8 x 10 ⁻³)	< 5 x 10 ⁻³ (< 3.8 x 10 ⁻³)
Water vapor tolerance ¹⁾	mbar (Torr)	25.0 (18.8)	25.0 (18.8)	25.0 (18.8)	25.0 (18.8)
Water vapor capacity	g/h (lbs/h)	305 (0.672)	370 (0.816)	476 (1.049)	570 (1.257)
Oil filling, min. / max.	l (qt)	0.5 / 1.0 (0.5 / 1.1)	0.5 / 1.0 (0.5 / 1.1)	0.6 / 1.4 (0.6 / 1.5)	0.6 / 1.4 (0.6 / 1.5)
Noise level ²⁾ to DIN 45 635, without / with gas ballast	dB(A)	54 / 56	54 / 56	54 / 56	54 / 56
Admissible ambient temperature	°C (°F)	+12 to +40 (+54 to +104)	+12 to +40 (+54 to +104)	+12 to +40 (+54 to +104)	+12 to +40 (+54 to +104)
Motor rating ²⁾	W (HP)	750 (1)	750 (1)	750 (1)	750 (1)
Nominal speed	rpm	1425	1730	1425	1730
Type of protection	IP	3)	3)	3)	3)
Weight ²⁾	kg (lbs)	28 (61.7)	28 (61.7)	32.3 (71.2)	32.3 (71.2)
Connections, Intake and Exhaust	DN	25 KF	25 KF	25 KF	25 KF

¹⁾ To DIN 28 400 and following numbers

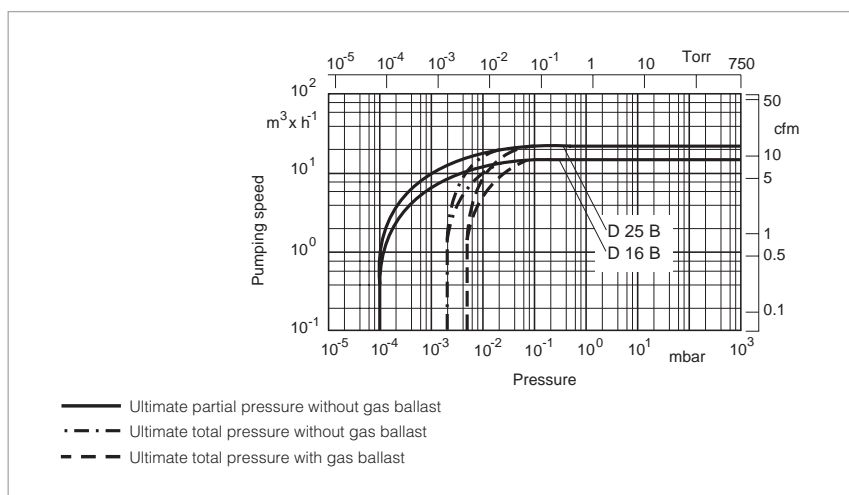
²⁾ Motor rating and noise levels for the pumps with AC motor 50 Hz.

Any data that deviate from the above for pumps with other motors, and other motor-dependent data are given in chapter "Products", paragraph "Motor Dependent Data for the TRIVAC B, BCS and BCS-PFPE".

³⁾ See paragraph "Motor Dependent Data for the TRIVAC B, BCS and BCS-PFPE".



Pump-down characteristics of a 100 l vessel at 50 Hz



Pumping speed characteristics at 50 Hz (60 Hz curves at the end of the chapter)

Ordering Information

TRIVAC D 16 B two-stage

TRIVAC D 25 B two-stage

	Part No.	Part No.
TRIVAC B		
with 1-phase motor		
218 – 242 V, 50 Hz ¹⁾	112 65	112 75
218 – 242 V, 50/60 Hz ¹⁾	113 25 ²⁾	113 35 ²⁾
110/220 V, 50 Hz / 115/208 – 230 V, 60 Hz ³⁾	898 698	-
with 3-phase motor		
200 – 240 V (200 V IE3) /		
380 – 400 V (380 – 400 V IE3), 50 Hz /		
200 – 240 (208 – 240 V IE3) /		
380 – 480 V (416 – 480 V IE3), 60 Hz ¹⁾	112 66 113 33 (LVO 210)	112 76
180 – 220 V (200 V IE3, Japan)/		
311 – 380 V (346 V IE3, Japan), 50Hz/		
200 – 240 V (220 V IE3, Japan)/	112 66J (LVO 100)	112 76J (LVO 100)
342 – 418 V 380 V IE3, Japan), 60Hz	113 33J (LVO 210)	-
219 – 242 / 380 – 420 V, 50 Hz, ATEX Category 3 inside and 3 outside II 3/3G EX h IIC T4 (50 Hz) Gc / EX h IIC T3 (50 Hz) Gc (12°C ≤ Ta ≤ 40°C)	140 160	140 170
Accessories		
Mains cord for Part No. 898 698		
115 V	E 721 27 874	-
230 V	E 721 27 875	-
Dust filter		
Filter pot FH 16	140 125 T	140 125 T
Dust filter insert DF 16-25	140 117 S	140 117 S
Adsorption trap		
Filter pot FH 25	140 125 T	140 125 T
Adsorption filter insert RF 16-25	140 118 A	140 118 A
Accessories for dust filter and adsorption trap		
Active charcoal	178 10	178 10
Zeolite	854 20	854 20
Activated aluminium oxide, 1.3 kg (2 l approx.)	854 10	854 10
AF 16-25 exhaust filter	189 11	189 11
AR 16-25 exhaust filter with lubricant return	189 21	189 21
AK 16-25 condensate trap	188 11	188 11
OF 4-25 mechanical oil filter	101 91	101 91
CF 4-25 chemical oil filter	101 96	101 96
Connector for gas ballast inlet M 16 x 1.5 – DN 16 KF	168 40V01	168 40V01
Oil drain tap M 16 x 1.5	190 90	190 90
Spare Parts		
Inner body	E 200 10 956	E 200 10 960
Major maintenance kit (without oil)	EK 110 002 618	EK 110 002 616
Minor maintenance kit (without oil)	EK 110 002 626	EK 110 002 625
Shaft sealing ring replacement kit	EK 110 002 630	EK 110 002 630
Small parts kit	EK 110 002 635	EK 110 002 635
Seal kit	197 21	197 21

For further accessories see section “Accessories for TRIVAC E, B and BCS”

¹⁾ Certification after 2014/34/EU (ATEX), Category 3 inside. II 3/-G Ex h IIC T4 (50 Hz) Gc, II 3/-G Ex h IIC T3 (60 Hz) Gc, (12°C ≤ Ta ≤ 40°C)

²⁾ With cable EURO Schuko. Other cables for wide range motor upon request.

³⁾ Mains cord for dual voltage motor see paragraph “Motor Dependent Data for the TRIVAC B, BCS and BCS-PFPE”; TRIVAC D 16 B / D 25 B